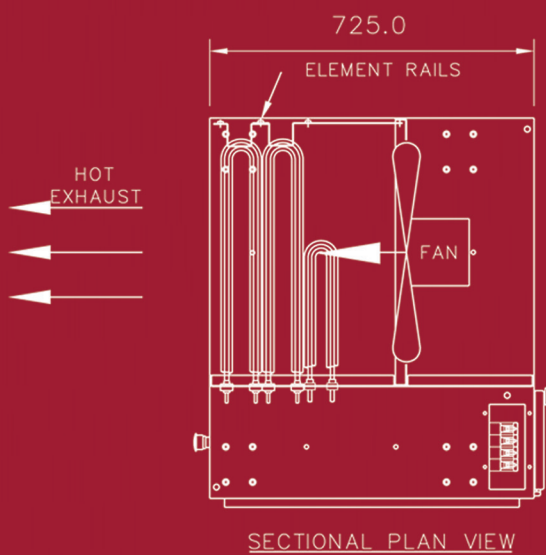


Datasheet: 40 -100kW Loadbank Range

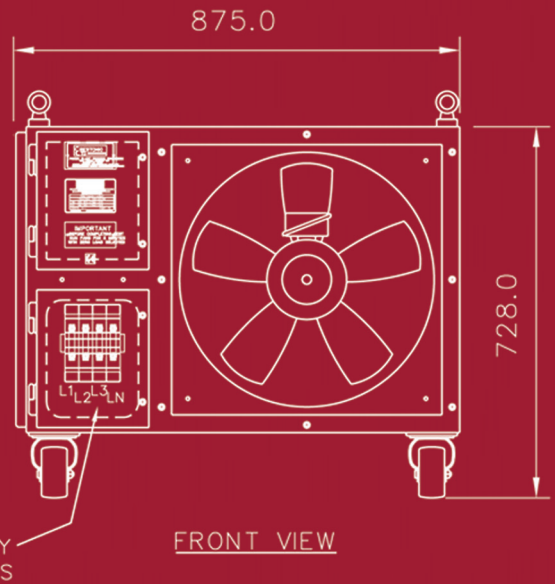
Description		Transportable	Fixed	
Model		Transportable	Fixed	
Country of Origin		United Kingdom		
Max Capacity - Packaged Loadbank		40kW - 100kW		
Voltage Max - Continuous Operation		380V - 415V / 440 - 480V		
Operating Frequency Range		50/60Hz		
Phases		3ph		
Wires (Star Connection)		4		
Load-Step Resolution @ Design Voltage		1kW		
Voltage Tolerance (Short Term Operation)		+5%		
Load Element Tolerance		+/-5%		
Elements		80/20 nickel chrome resistance wire		
Insulation Test		500V		
Auxiliary Supply Voltage		220V - 240V	380V- 480V	
Operating Frequency Range		50/60Hz	50/60Hz	
Phases		1ph	3ph	
Load Connections		M8 Terminals or Copper Busbars		
Protection		Thermal Emergency Cut Out		
		Fan Overload		
		Emergency Stop		
Control Voltage		Selectable - Test or Auxiliary		
Cooling Method		Forced Air Cooling (Horizontal)		
Air-Flow (Approx.)		3000cu ft/min		
Load Switching Category		AC-1 Resistive		
Load Switching Contactor Type		3 Pole AC Contactors		
Rated Maximum Ambient Temperature Operation		+40°C / +104°F		
Rated Minimum Ambient Temperature Operation		-20°C / -4°F		
Rated Maximum Relative Humidity		95% RH		
Altitude Rating		<1640 [f.a.s.l.]		
Enclosure		Sheet Steel		
Finish		White - RAL9016		
Control Chamber IP Rating		IP55		
Lifting		Lifting Eyes x2		
Enclosure Dimensions		Castors	Channels	Fixed *
Length (Approx.)	in	30	30	33
Width (Approx.)	in	34	34	34
Height (Approx.)	in	29	27	27
Total Weight (Approx.)	lbs	287	287	309
Loadbank Control Systems				
Control		KCS	MCS	
		KCS100H - 10m Lead	PC Software or HHT	
Optional Extras:		VIP - Power Meter	Modbus	
		KCS100L (Local)		
		KCS100R (Remote)		
		Extendable System	Extend - Standard	
Load Connection Type		1-Phase and/or Delta		
Frequency / Connections		60Hz and 3-Wire Connection		
Control Extension Cables		160ft or 320ft Extension		
Transportation		N/A		
Load Connections		Powerlocks		
Protection Cover		Loadbank PVC Cover		
Frame		Crash Pack		

* Permanent installation only

40kW -100kW AC - Issue 1 - 03/02/15 (Changes to specification may vary without notice)



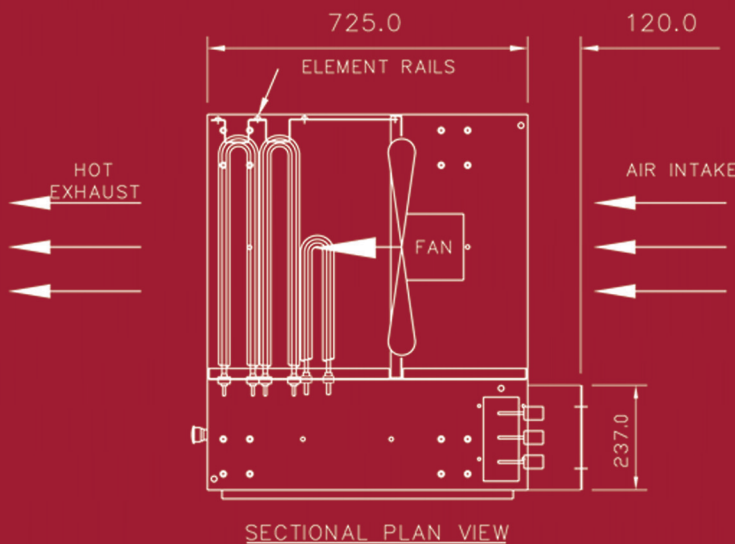
ALL MEASUREMENTS
IN METRIC



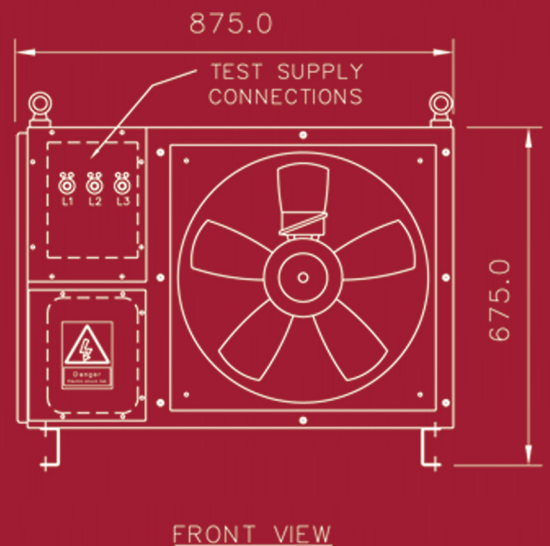
Quality without compromise

Our loadbanks are characterised by one thing above all: quality. At every stage of our supply chain, from raw material to finished item, we work with established, worldclass suppliers and implement our own uncompromising quality control processes to ensure that our products perform better and last longer.

Note: Loadbank illustrated with rental crash pack option



120.0



For further information contact:
Crestchic Inc.
235 Sweet Spring Rd,
Glenmoore, PA 19343.
United States

Tel +1 (610) 458-8182
Fax +1 (610) 458-8186
sales-usa@crestchic.com
rental-usa@crestchic.com
www.crestchic-usa.com

The information given in this literature is, to the best of our knowledge, correct at the time of going to print. However, Crestchic is constantly looking at ways of improving their products and services and therefore reserve the right to change, without prior notice, any of the data contained in this publication. Any orders placed will be subject to our Standard Conditions of Sale, available on request. Crestchic is part of the NBI group of companies.

