

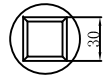
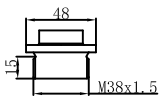
特别声明
 NOTICE

图纸修改不另行通知，请在使用前与我们确认。
 This drawing can be subject to modification without notice, Please consult us before using.
 2. 此图纸归潍柴所有，未经允许不得复印、使用或传阅。
 This drawing belongs to Weichai, and shall not be copied, used or circulated without permission.
 3. 外观尺寸、重量仅供参考。
 The appearance size and weight are for reference only.

21	Dipstick	22	Oil filler cap
19	Coolant temperature	20	Coolant filler cap
17	Anchor bolt hole	18	Switch box
15	Oil filter	16	Speed
13	Fuel filter	14	Starter
11	Fuel return	12	Battery
9	Fuel inlet	10	Fuel inlet
7	Charging generator	8	Radiator
5	Thermostat	6	Water outlet
3	Oil pressure sensor	4	Muffler
1	Control panel	2	Air filter
名称/Name	图号/Drawing No.	名称/Name	图号/Drawing No.

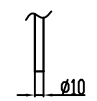
标记/Sign	日期/Date	工艺/Process	材料/Material	图号/Sheet No.	比例/Scale
设计/Design	日期/Date	工艺/Process	材料/Material	图号/Sheet No.	比例/Scale
质量/Quality	日期/Date	工艺/Process	材料/Material	图号/Sheet No.	比例/Scale
校对/Checked	日期/Date	工艺/Process	材料/Material	图号/Sheet No.	比例/Scale
审核/Examined	日期/Date	工艺/Process	材料/Material	图号/Sheet No.	比例/Scale

⑬ 放油螺塞
 Drain plug



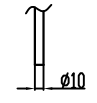
⑩ 燃油进油口
 Fuel inlet

接内径 $\phi 9$ 油管
 Connected to oil pipe with inner diameter $\phi 9$

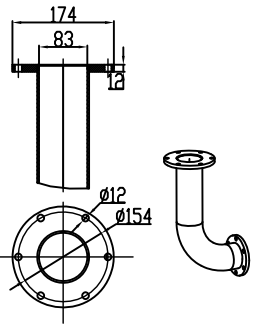


⑨ 燃油回油口
 Fuel return

接内径 $\phi 10$ 油管
 Connected to oil pipe with inner diameter $\phi 10$



⑤ 消声器排气法兰
 Muffler flange



主要的外部接口尺寸

