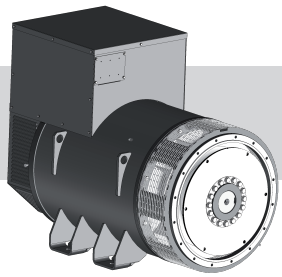

mecc alte

Member of CISQ Federation
RINA
ISO 9001:2008
Certified Quality System

ECO43N

4 POLE

MECCALTE spa - Via Roma, 20 - 36051 CREAZZO (VI) ITALIA
Tel. +39 0444/396111 - Fax +39 0444/396166 - e-mail : info@meccalte.it
web site: www.meccalte.com

CHARACTERISTICS

INDUSTRIAL RATINGS

ambient 40°C

Type	KVA - cosφ0.8 - 3 Phase continuous							Efficiency η % CL H (ΔT= 125°C)		
50 Hz	CL. H (ΔT= 125°C)				CL. F (ΔT= 105°C)					
Series Star Y Parallel Star YY Series Delta Δ Parallel Delta ΔΔ	760 380 440 220	800 400 460 230	830 415 480 240	IP45 400 V	760 380 440 220	800 400 460 230	830 415 480 240	2/4	3/4	4/4
ECO43-1SN/4	800	**800**	800	620	730	**730**	730	93,9	95,3	95,1
ECO43-2SN/4	930	**930**	930	730	850	**850**	850	94,4	95,7	95,4
ECO43-1LN/4	1100	**1100**	1100	850	1000	**1000**	1000	94,8	96	95,8
ECO43-2LN/4	1300	**1300**	1300	1000	1200	**1200**	1200	95	96,2	96
ECO43-VL/4	1400	**1400**	1330	1070	1280	**1280**	1210	95,3	96,4	96,2

60 Hz	CL. H (ΔT= 125°C)				CL. F (ΔT= 105°C)			Efficiency η % CL. H (ΔT= 125°C)		
Series Star Y Parallel Star YY Series Delta Δ Parallel Delta ΔΔ	880 440 508 254	920 460 530 265	960 480 554 277	IP45 480 V	880 440 508 254	920 460 530 265	960 480 554 277	2/4	3/4	4/4
ECO43-1SN/4	960	960	**960**	750	870	870	**870**	94,4	95,6	95,3
ECO43-2SN/4	1060	1116	**1116**	876	969	1020	**1020**	94,7	95,8	95,8
ECO43-1LN/4	1260	1320	**1320**	1020	1145	1200	**1200**	95,1	96,1	96
ECO43-2LN/4	1482	1560	**1560**	1200	1368	1440	**1440**	95,2	96,5	96,4
ECO43-VL/4	1700	1700	**1700**	1290	1540	1540	**1540**	95,4	96,7	96,6

STANDBY RATINGS

Type	KVA Temp. Rise / Ambient °C			KVA Temp. Rise / Ambient °C		
	50 Hz			60 Hz		
	163° / 27°	150° / 40°	125° / 27°	163° / 27°	150° / 40°	125° / 27°
ECO43-1SN/4	874	840	840	1050	1008	1008
ECO43-2SN/4	1016	975	975	1220	1170	1170
ECO43-1LN/4	1201	1150	1150	1442	1380	1380
ECO43-2LN/4	1420	1358	1358	1704	1630	1630
ECO43-VL/4	1520	1470	1470	1824	1765	1765

Type	J (Kgm²) B3-B14 Form	Weight (Kg)	Air Volume		Noise dB(A)			
					50 Hz		60 Hz	
			50 Hz (m³/min)	60 Hz (m³/min)	1m	7m	1m	7m
ECO43-1SN/4	17,019	1870	90	108	95	84	99	89
ECO43-2SN/4	18,666	2090						
ECO43-1LN/4	21,521	2395						
ECO43-2LN/4	25,111	2660						
ECO43-VL/4	26,101	2950						

ACCESSORIES

REGULATOR				PARALLEL DEVICE	THERMAL PROTECTION			HEATERS	MECHANICAL PROTECTION		
DSR	DER-1	SR7/2	UVR6		PTC	BIMET. DEVICE	PT100		IP21	IP23	IP45
☐	●	☐	☐	●	☐	☐	☐	☐	●	☐	☐

● = Standard
☐ = Optional

Rating

Available for models SN and LN

INSULATION SYSTEM

OVERALL DIMENSIONS B3-B14 FORM

dimensions in mm

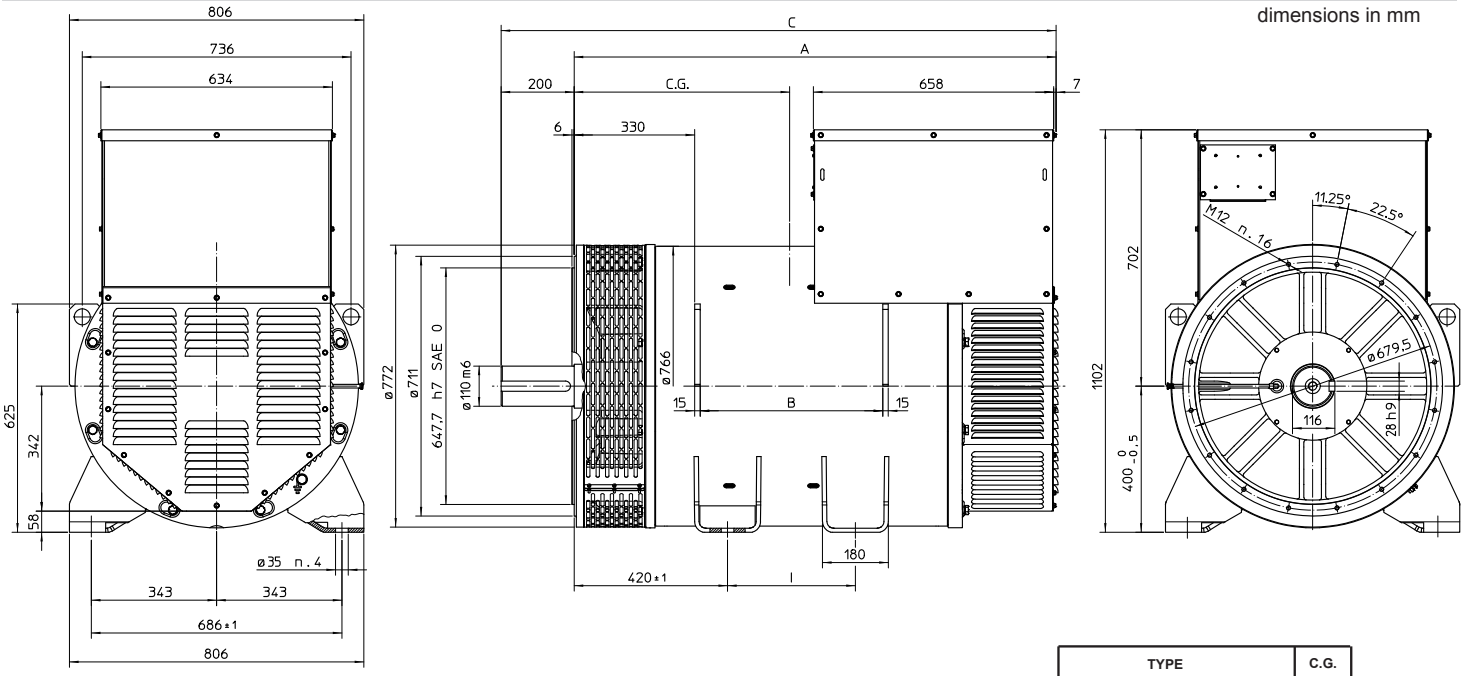

TYPE	A	B	C	I
ECO 43 - SN	1320	500	1520	350
ECO 43 - LN	1520	700	1720	550
ECO 43 - VL	1600	780	1800	550

TYPE	C.G.
ECO 43 - 1SN/4	604
ECO 43 - 2SN/4	614
ECO 43 - 1LN/4	670
ECO 43 - 2LN/4	714
ECO 43 - VL/4	756

OVERALL DIMENSIONS MD35 FORM

dimensions in mm

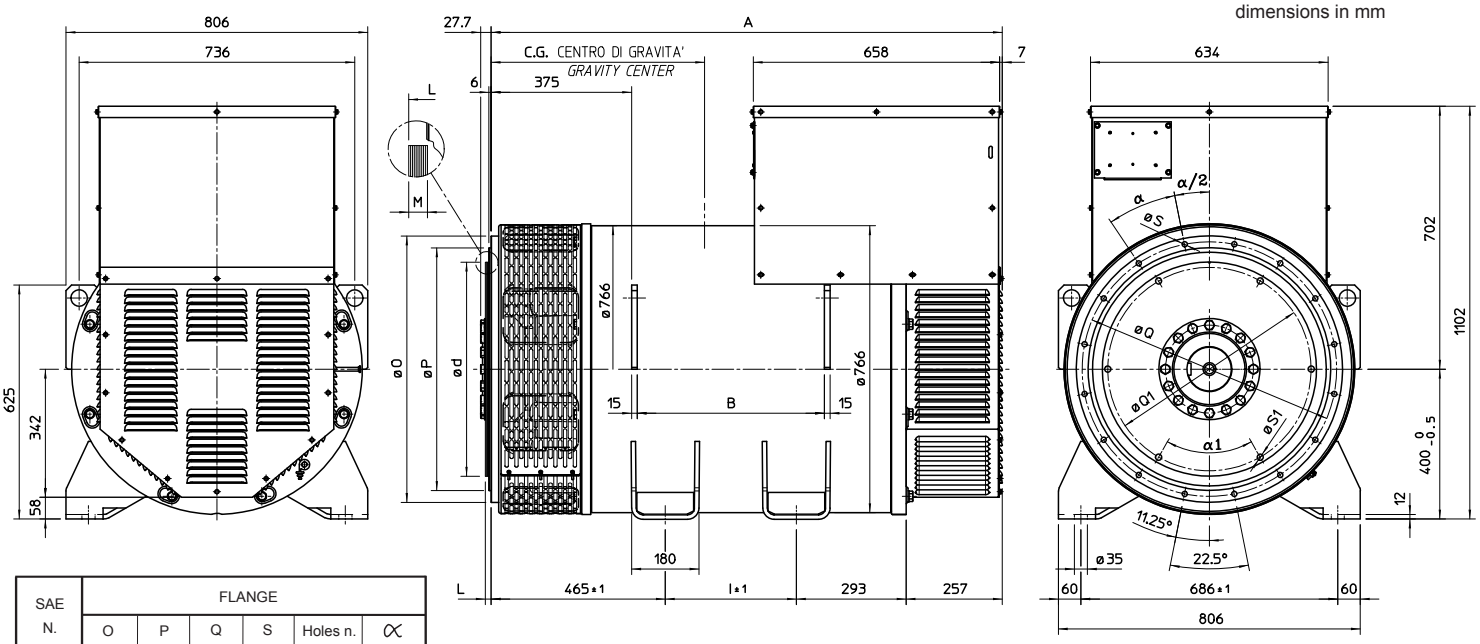

SAE N.	FLANGE					
	O	P	Q	S	Holes n.	α
1	711	511,2	530,2	12	12	30°
0	711	647,7	679,5	14	16	22,5°
00	883	787,4	850,9	14	16	22,5°

SAE N.	DISC COUPLING						
	d	L	M	Q1	S1	Holes n.	α_1
14	466,72	25,4	10	438,15	13,5	8	45°
18	571,5	15,7	10	542,92	16,5	6	60°
21	673,1	0	12	641,35	16,5	12	30°

TYPE	A	B	I
ECO 43 - SN	1365	500	350
ECO 43 - LN	1565	700	550
ECO 43 - VL	1645	780	550

TYPE	C.G.
ECO 43 - 1SN/4	630
ECO 43 - 2SN/4	654
ECO 43 - 1LN/4	720
ECO 43 - 2LN/4	760
ECO 43 - VL/4	796